



Danchuk 19052



RTX-57C

Dakota Digital RTX Instrument Installation
For 1957 Chevy car

Your new RTX-57C kit includes:

RTX Display



Block Off Lenses

Universal Sender Pack



Switch Assembly



8x Lock Washers
8x Screws



Interconnect Harness



Installation Manuals



Main Harness


Control Box

Installation

1. Remove the stock instrument cluster from the car and remove the stock gauges from the back of the housing. The original chrome bezels will be retained.




2. With the stock housing lying face down, install the RTX gauges into the housing using the supplied screws and lock washers. The Gas gauge mounts on the left and the Temp mounts on the right when looking at the system from the back.




3. This step is optional; if you'd like to retain the original indicator lights, skip to step four. If you prefer to have all indicators displayed in the RTX system face, four small block-off lenses have been provided to eliminate the stock indicators and leave a clean, blacked-out look. To install the block offs; remove the stock indicator bezels and the stock lens. Drop the new block off lens into the bezel glossy side down and secure with silicone. Allow the glue to dry before handling and re-installing the indicator bezels to the dash.



4. Connect the provided Interconnect Harness to the back of the RTX system.



5. Connect the provided Main Harness to the interconnect harness and the Buzzer (optional for audio feedback) to the back of the RTX system.



6. Re-install the cluster into the vehicle using the factory hardware and refer to the main manual for wiring instructions to complete the RTX installation.



⚠ WARNING: This product can expose you to chemicals including lead, which is known to the State of California to cause cancer and birth defects or other reproductive harm. For more information go to www.P65Warnings.ca.gov



4510 W. 61st St. North
Sioux Falls, SD 57107
www.dakotadigital.com
dakotasupport@dakotadigital.com

Phone (605) 332-6513
Fax (605) 339-4106

© Copyright 2018 - Dakota Digital