



# HDX-55C

Dakota Digital HDX Instrument Installation  
For 1955-'56 Chevy car

Your new HDX-55C kit includes:

**Block Off Lens  
(For Automatic Bezels)**



**HDX Display**



**Universal Sender  
Pack**

**Buzzer**

**6x Lock Washers  
6x Screws**

**Installation Manuals**



**Foam Tape**



**Main Harness**


**Control Box**

## Installation


1. Remove the stock instrument cluster from the car.



2. Remove the six screws holding the gauges to the bezel from the back of the system, so the stock gauges, separator plate, and lens can be removed.




3. For automatic applications, remove the gear position indicator and lens by removing the two screws holding it to the bezel.



4. If you have an automatic bezel, attach the provided block off plate with silicone or hot glue; the stock gear position indicator will not fit with the HDX system. You can purchase a separate gear position sensor, GSS, from Dakota Digital that will allow the gear position to display directly on the HDX system.




5. Next, cut the supplied foam into four small pieces, approximately 1" long, and install four foam blocks into the bezel to help prevent any rattles of the lens and bezel. The foam should sit down in the bezel and adhere to the outer edge, sticking up about 1/8" so it will compress against the lens once the system is installed.



6. Secure the HDX system to the bezel with the six (6) screws and lock washers provided.



7. Connect the provided harness and the buzzer (optional for audio feedback) to the back of the HDX system.



8. Re-install the gauge cluster to the dash using the factory hardware and refer to the main manual for wiring instructions to complete the HDX installation.



**⚠WARNING:** This product can expose you to chemicals including lead, which is known to the State of California to cause cancer and birth defects or other reproductive harm. For more information go to [www.P65Warnings.ca.gov](http://www.P65Warnings.ca.gov)



4510 W. 61st St. North  
Sioux Falls, SD 57107  
[www.dakotadigital.com](http://www.dakotadigital.com)

[dakotasupport@dakotadigital.com](mailto:dakotasupport@dakotadigital.com) Copyright 2011 - Dakota Digital, Inc.

Phone (605) 332-6513  
Fax (605) 339-4106