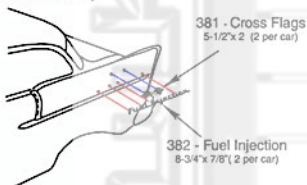
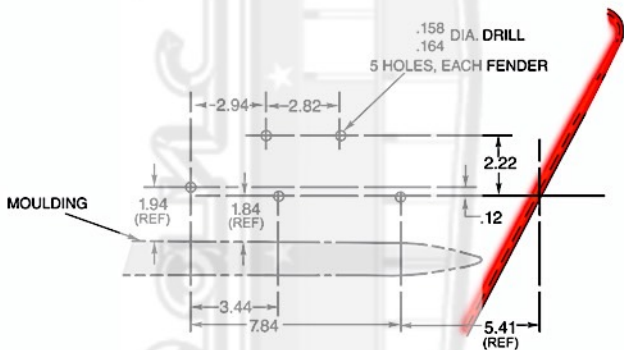


**FUEL INJECTION NAME PLATE  
AND CROSS FLAG EMBLEM  
LEFT HAND SIDE ALL 150 MODELS**

**150 Models Only**



**Fuel Injection**



**150 Models  
Driver Quarter**

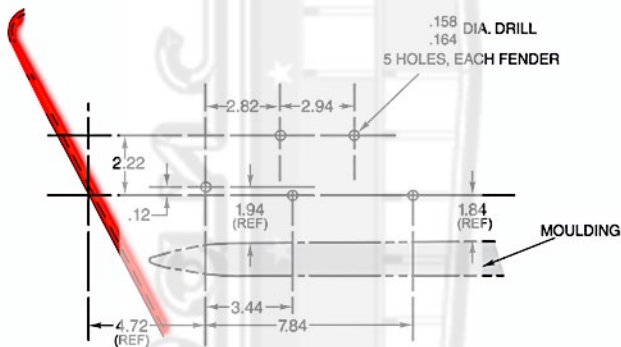
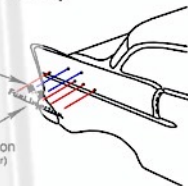
**FUEL INJECTION NAME PLATE  
AND CROSS FLAG EMBLEM  
RIGHT HAND SIDE ALL 150 MODELS**



**150 Models Only**

381 - Cross Flags  
5-1/2"x 2 (2 per car)

382 - Fuel Injection  
8-3/4"x 7/8" (2 per car)



**150 Models  
Passenger Quarter**

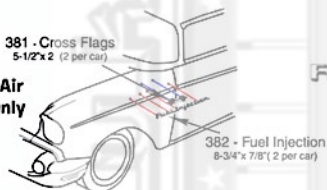
Danchuk Tech Manual 57

R.P.O. 578 Sheet 2.01A

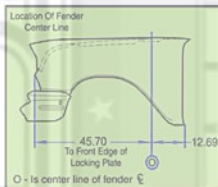
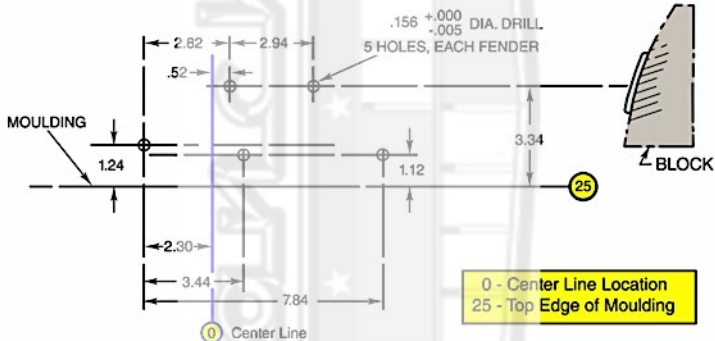
# FUEL INJECTION NAME PLATE AND CROSS FLAG EMBLEM LEFT HAND SIDE ALL 210 / BEL AIR



**210 - Bel Air  
Models Only**



**CROSS FLAG EMBLEM TO  
BE FORMED TO FENDER  
SURFACE SHAPE ON BLOCK  
BEFORE INSTALLATION**

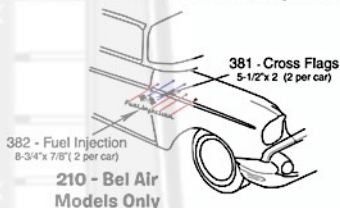


**210 - BEL AIR Models  
Driver Fender**

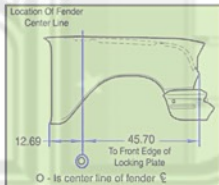
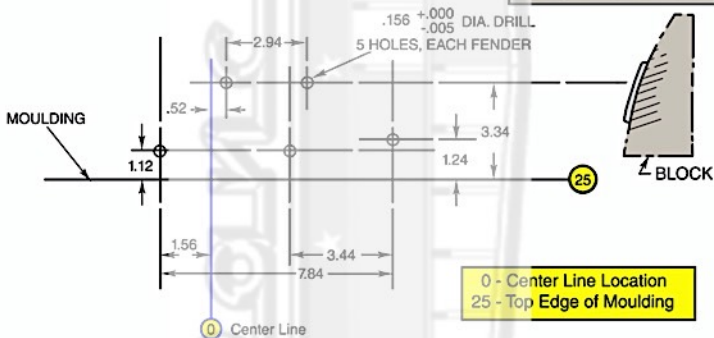
Danchuk Tech Manual 57

R.P.O. 578 Sheet 2.01B

## FUEL INJECTION NAME PLATE AND CROSS FLAG EMBLEM RIGHT HAND SIDE ALL 210 / BEL AIR



CROSS FLAG EMBLEM TO  
BE FORMED TO FENDER  
SURFACE SHAPE ON BLOCK  
BEFORE INSTALLATION



**210 - BEL AIR Models  
Passenger Fender**

Danchuk Tech Manual 57  
R.P.O. 578 Sheet 2.01C