


Danchuk 12752-12753-12754-12755-12756-12757-12758-12759-14795-14796-14797-14798

Note: This is also covered in the Belera II gauge instructions.


Gear Selector Installation With Belera II Gauge Cluster




Start with Empty Bezel




Add Gear Indicator Window Lens



Insert OEM Gear Indicator Assembly (*With Pointer Removed*) Over Window Lens



Insert New Gear Indicator Gauge and Secure Using Two Screws



Remove Two Screws from Front Lower Part of New Gauge Cluster

Cut Lower Part of Thin Clear Plastic Spacer

Finish installation of gauge cluster into bezel. (Insert large lens then gauge cluster allowing gear indicator to pass through hole in lower part of gauge cluster)